


















BlueLine Accessories

So that the components in the modular BlueLine system can work together as desired, various helpers are needed to pull the strings - or in our case the cables - in the background.

Type number	Description	Connector Side A	Connector Side B
1238Ax	Ethernet connection cable crossed (red) Bend radius: 35 mm	RJ-45 	RJ-45 
1280Ax	BlueLine hybridbus connection cable To connect all BlueLine devices Bend radius: 30 mm	M12 neg. 8-pin 	M12 pos. 8-pin 
1281Ax	Ethernet adapter cable To connect FILLCONTROL Measure Bend radius: 30 mm	M12 neg. 8-pin 	M12 pos. 8-pin / RJ45 
1282A	Control cabinet feed through for BlueLine hybridbus connection cable type 1280Ax Screw mounting with M16 thread	M12 neg. 8-pin 	M12 pos. 8-pin
1282Ax	Installation kit, consists of: - Control cabinet feed through type 1282A - BlueLine hybridbus connection cable type 1280Ax Bend radius: 30 mm		
1283Ax	BlueLine hybridbus connection cable with angled connector to connect all BlueLine devices Bend radius: 30 mm	M12 pos. 8-pin 	Angeled connector M12 neg. 8-pin 
1284Ax	Connection cable for power supply of BlueLine Core type 8280C directly on the machine Suitable for drag chains, Bend radius: 30 mm	M12 neg. 8-pin 	Open cable ends 
1290Ax	Connection cable for: - I/O Master in external box type 8980C-E - Engel injection molding machine Bend radius: 50 mm	Circular connector neg. 32-pin 	Harting pos. 24-pin 
1291Ax	Connection cable for: - I/O Master in external box type 8980C-E - Arburg injection molding machine Bend radius: 25 mm	Circular connector neg. 32-pin 	D-Sub pos. 15-pin 
1292Ax	Connection cable for: - I/O Expander in external box type 8981A-E - Engel injection molding machine Bend radius: 45 mm	Circular connector neg. 19-pin 	Harting pos. 24-pin 

Type number	Description	Connector Side A	Connector Side B
1293Ax	Connection cable for: - I/O Expander in external box type 8981A-E - Arburg injection molding machine Bend radius: 25 mm	Circular connector neg. 19-pin 	D-Sub pos. 15-pin 
1294Ax-openwire	Connection cable with open cable ends for: - QM data acquisition unit type 8081A-QM	Circular connector M16 neg. 12-pin 	open cable ends 
1294Ax-Arbg-1	Connection cable for: - QM data acquisition unit type 8081A-QM - Arburg injection molding machine	Circular connector M16 neg. 12-pin 	D-Sub pos. 15-pin 
1294Ax-Engel-1	Connection cable for: - QM data acquisition unit type 8081A-QM - Engel injection molding machine	Circular connector M16 neg. 12-pin 	Harting pos. 24-pin 
1294Ax-Varan-1	Connection cable for: - QM data acquisition unit type 8081A-QM - BlueLine power supply unit type 9016A	Circular connector M16 neg. 12-pin 	Circular connector M12 pos. 8-pin 
1314A	Label set for BlueLine systems Various signs and labels for system-related labeling of sensor channels, BlueLine devices and cables		
9005B	Power supply unit for installing in the control cabinet		
9015A	Inductive switch for BlueLine devices for simple starting and measuring Bend radius: 7 mm	Proximity switch 	M12 pos. 8-pin 
9016A	Power supply unit for feeding of: - BlueLine amplifier type 5080A - BlueLine Core type 8280C Bend radius: 7 mm	M12 neg. 8-pin 	Power connector 
9080A	Top-hat rail set For mounting of BlueLine devices	